




## Club Health Assessment for District 2 S5 through August 2025

			Status	Membership						Reports				Finance	LCIF	
Club Number	Club Name	Charter Date	Times in Status Quo in Past 2 Years	Current Member Count **	YTD Members Added	YTD Members Dropped	YTD Net Growth% ***	Member Count 1 Year Ago	Dropped Members Avg.Length of Service	Months Since Membership Update	Current Officers Reported ****	Current President Repeated Term	VP Reported *****	Last Date Reported Service (mm/yyyy)	Account Balance	YTD Donations
Clubs more than two years old																
1522	BELLVILLE	11/20/1940	Active	103	0	0	0.00%	105		2	Y		N	04/2022		
84358	BLINN COLLEGE	10/29/2004	Active	11	0	2	-15.38%	19	1	0	N		N	04/2024		
Exc Award (06/30/2022, 06/30/2023)																
1525	BRENNHAM EVENING	09/01/1936	Active	22	1	0	4.76%	22		0	Y	2	N	02/2024		
Exc Award (06/30/2022)																
1526	BRENNHAM NOON	04/03/1969	Active	19	0	0	0.00%	20		2	Y	13		07/2022		
1527	BRYAN	08/28/1923	Active	62	8	13	-7.46%	64	14	0	Y		N	07/2025		
1532	CALDWELL	02/12/1948	Active	22	2	0	10.00%	21		1	Y	2	R	08/2025		\$1,000.00
49848	CALDWELL BURLESON COUNTY	09/15/1989	Active	29	0	3	-9.38%	32	14	0	Y	2	R	08/2025		
Exc Award (06/30/2017, 06/30/2018, 06/30/2019, 06/30/2021, 06/30/2022, 06/30/2023)																
51093	CALDWELL EARLY EVENING	12/03/1990	Active	11	3	3	0.00%	16	7	0	Y	2	R	08/2023		
Exc Award (06/30/2017, 06/30/2023)																
1537	CARMINE	02/18/1972	Active	38	0	0	0.00%	35		3	Y		N	10/2023		
Exc Award (06/30/2021, 06/30/2022, 06/30/2023)																
1539	COLLEGE STATION	10/23/1950	Active	137	2	1	0.74%	136	2	0	Y		N	08/2025		\$12,550.00
Exc Award (06/30/2019, 06/30/2024)																
125004	College Station Evening	05/29/2015	P- Active	0	0	0	0.00%	0		11	N	None		02/2024		
Exc Award (06/30/2022)																
1538	COLLEGE STATION MORNINC	07/11/1973	Active	11	0	0	0.00%	12		2	Y	3		10/2021		
1540	COLUMBUS	06/04/1943	Active	105	2	2	0.00%	92	6	0	Y		N	07/2025		
Exc Award (06/30/2017, 06/30/2022, 06/30/2023, 06/30/2024)																
49975	DIME BOX	11/27/1989	Active	40	0	4	-9.09%	41	9	0	Y		R	05/2025		
Exc Award (06/30/2018, 06/30/2022, 06/30/2023, 06/30/2024)																
1543	EAGLE LAKE NOON	06/26/1941	Active	27	2	0	8.00%	25		0	Y		N	07/2023		
Exc Award (06/30/2017)																
1546	FAYETTEVILLE	10/13/1966	Active	73	3	0	4.29%	74		1	Y	3	R	07/2024		
38888	FLATONIA	09/29/1980	Active	39	1	0	2.63%	39		1	Y		N	06/2025		




## Club Health Assessment for District 2 S5 through August 2025

			Status	Membership					Reports					Finance		LCIF
Club Number	Club Name	Charter Date	Times in Status Quo in Past 2 Years	Current Member Count **	YTD Members Added	YTD Members Dropped	YTD Net Growth***	Member Count 1 Year Ago	Dropped Members Avg.Length of Service	Months Since Membership Update	Current Officers Reported ****	Current President Repeated Term	VP Reported *****	Last Date Reported Service (mm/yyyy)	Account Balance	YTD Donations
1549	GARWOOD	01/26/1948	Active	25	0	0	0.00%	25		16	Y	7	R	02/2019		
99420	GERONIMO LIONS	05/22/2007	Active	34	0	0	0.00%	35		0	Y		N	08/2025		
1552	GIDDINGS	08/22/1928	Active	78	2	2	0.00%	75	2	1	Y		N	06/2025		
Exc Award (06/30/2017, 06/30/2021, 06/30/2022)																
39986	GIDDINGS BREAKFAST	06/12/1981	Active	95	4	1	3.26%	91	1	0	Y		N	08/2025		
Exc Award (06/30/2021, 06/30/2022, 06/30/2023)																
63598	GIDDINGS EVENING	10/02/2000	Active	6	0	0	0.00%	11		3	N	4		05/2025		
Exc Award (06/30/2023, 06/30/2024)																
47663	GIDDINGS NEW HORIZONS	08/05/1987	Active	78	4	0	5.41%	78		1	Y			08/2025		\$50.00
Exc Award (06/30/2020, 06/30/2021, 06/30/2022)																
50444	GONZALES BREAKFAST	04/23/1990	Active	13	0	0	0.00%	14		2	N	None		10/2023		
1553	GONZALES NOON	05/03/1940	Active	81	2	1	1.25%	71	0	0	Y		N	03/2025		\$10,121.00
Exc Award (06/30/2017, 06/30/2021, 06/30/2024)																
1557	HEARNE	09/09/1947	Active	21	1	0	5.00%	19		2	Y	4	R	04/2019		
1558	HILLTOP LAKES	03/10/1967	Active	51	1	2	-1.92%	52	22	0	Y		N	08/2025		
Exc Award (06/30/2022, 06/30/2023)																
1560	INDUSTRY WEST END	06/14/1971	Active	25	0	0	0.00%	26		2	N	None		11/2021		
48641	LA GRANGE BLUEBONNET	06/08/1988	Active	22	1	1	0.00%	21	10	1	Y	2	N	06/2025		
Exc Award (06/30/2019, 06/30/2020)																
1565	LA GRANGE EVENING	11/03/1966	Active	35	0	0	0.00%	39		3	Y			06/2022		
Exc Award (06/30/2022)																
1564	LA GRANGE NOON	08/28/1928	Active	85	1	3	-2.30%	99	7	0	Y		N	10/2024		\$500.00
Exc Award (06/30/2020, 06/30/2023)																
1566	LEXINGTON	12/17/1953	Active	41	1	4	-6.82%	55	5	1	Y	3		04/2025		
Exc Award (06/30/2022, 06/30/2023, 06/30/2024)																
1571	MADISONVILLE	03/18/1948	Active	17	0	0	0.00%	16		3	Y	7		05/2022		
1576	NAVASOTA	10/04/1948	Active	27	3	0	12.50%	23		0	Y		N	12/2023		
47083	NAVASOTA NOON	03/30/1987	Active	21	2	13	-34.38%	31	12	0	Y		IP	08/2025		
Exc Award (06/30/2018)																




# Club Health Assessment for District 2 S5 through August 2025

			Status	Membership						Reports				Finance	LCIF	
Club Number	Club Name	Charter Date	Times in Status Quo in Past 2 Years	Current Member Count **	YTD Members Added	YTD Members Dropped	YTD Net Growth% ***	Member Count 1 Year Ago	Dropped Members Avg.Length of Service	Months Since Membership Update	Current Officers Reported ****	Current President Repeated Term	VP Reported *****	Last Date Reported Service (mm/yyyy)	Account Balance	YTD Donations
46535	NEW BADEN CAMP CREEK EVENING	09/22/1986	Active(1)	27	0	0	0.00%	31		7	Y	3		12/2021		
54329	NEW ULM	04/12/1993	Active	14	0	3	-17.65%	13	21	1	Y		R	06/2022		
1579	NIXON	09/09/1941	Active	12	0	0	0.00%	15		1	Y	2	R	02/2023		
104953	PAIGE	03/12/2009	Active	47	0	0	0.00%	46		1	Y		N	06/2025		
	Exc Award (06/30/2021, 06/30/2022, 06/30/2023)															
130508	Round Top	03/24/2017	Active	23	8	0	53.33%	15		0	Y	9	R	03/2024		
	Exc Award (06/30/2021)															
1585	SCHULENBURG	11/15/1966	Active	26	1	1	0.00%	33	24	1	Y	6	N	05/2022		
	Exc Award (06/30/2022)															
1586	SEALY	12/20/1968	Active	20	7	0	53.85%	12		0	Y	3	R	03/2025		
1587	SEGUIN NOON	02/27/1940	Active	34	0	0	0.00%	37		2	Y		N	07/2025		\$1,000.00
	Exc Award (06/30/2024)															
39119	SEGUIN SUNRISE	12/23/1980	Active	27	0	0	0.00%	27		1	Y		N	08/2025		\$500.00
	Exc Award (06/30/2022, 06/30/2023)															
49887	SEGUIN SUNSET	10/19/1989	Active	14	1	0	7.69%	14		1	Y	2	R	07/2025		
	Exc Award (06/30/2022, 06/30/2023)															
1589	SHERIDAN	03/30/1964	Active	46	3	0	6.98%	37		1	Y		N	06/2025		
	Exc Award (06/30/2017)															
1590	SMITHVILLE	02/17/1927	Active	48	1	1	0.00%	45	7	1	Y		N	05/2025		
1591	SNOOK	03/20/1967	Active	25	0	1	-3.85%	27	1	1	Y		IP	12/2023		
63111	WAEELDER NEW MILLENNIUM	05/03/2000	Active	5	0	0	0.00%	7		3	Y	5	R	07/2025		
	Exc Award (06/30/2022)															
110138	WASHINGTON COUNTY LADIES	01/19/2011	Active	54	1	0	1.89%	51		0	Y		IP	08/2025		
	Exc Award (06/30/2018, 06/30/2024)															
1596	WEIMAR	02/03/1948	Active	63	1	0	1.61%	61		1	Y		N	08/2025		
51604	WEIMAR ENCORE	05/07/1991	Active	41	0	3	-6.82%	43	4	0	Y		N	08/2025		\$800.00
	Exc Award (06/30/2021, 06/30/2023, 06/30/2024)															
48759	WELLBORN	06/24/1988	Active	24	2	0	9.09%	20		1	Y		N	12/2023		
	Exc Award (06/30/2023)															



## Club Health Assessment for District 2 S5 through August 2025

<div>Club NumberClub NameCharter Date</div>						Status		Membership					Reports				Finance		LCIF
						Times in Status Quo in Past 2 Years	Current Member Count **	YTD Members Added	YTD Members Dropped	YTD Net Growth***	Member Count 1 Year Ago	Dropped Members Avg.Length of Service	Months Since Membership Update	Current Officers Reported ****	Current President Repeated Term	VP Reported *****	Last Date Reported Service (mm/yyyy)	Account Balance	YTD Donations
Current Total Clubs Count	YTD New Clubs Count	YTD Cancelled Clubs Count	YTD Net Club Gain	Current Total Members Count	YTD Add	YTD Drop	YTD Net Growth	Member Count 12 Months Ago	Average Member Count Per Club	% of Clubs with less than 20 members	% No Officer Report in 12 Months	% of Clubs with balance 90+ days	Number of Clubs in Status Quo	% Status Quo Clubs in Financial Suspension	Number of Cancelled Clubs	Average Cancelled Club Age	Members Lost Due to Cancellation	% of Clubs Cancelled for Non-Financial Reasons	
53	0	0	0	2,054	71	64	7	0.34%	2,068	39	23%	2%	0%	0	0%	0	0	0	0%

\* - P - Priority Club. Cancellation Reasons: 1-Objectives/conduct, 2-Non-active club, 5-Non-existing club, 6-Disbanding, 7-Merger, 8-Financial Suspension, 9-District/Multiple District Dues.

\*\* Red denotes below 15 active members.

\*\*\* Red denotes 20% + loss.

\*\*\*\* Y - all 3 (President, Secretary, Treasurer) club officers reported, N - not all 3 reported.

\*\*\*\*\* Abbreviation: N-New, IP-Immediate Past, R-Repeat.